

Product Description

- ◆ Zero crossing or Random-on Switching
- ◆ TRIAC Output
- ◆ Control Voltage: 5VDC, 12VDC, 24VDC
- ◆ Load Current: 2A, 3A@24-440VAC
- ◆ Internal RC Absorption Circuit
- ◆ Dielectric Strength: 4000Vrms
- ◆ PCB Mounted
- ◆ RoHS Compliant
- ◆ Optional socket, rail mounting



Ordering Information

KSG	240	D	2	R	-5	D	(XXX)
KSG Series	Load Voltage 240: 240VAC 380: 380VAC	DC Control	Load Current 2: 2Amp 3: 3Amp	Switching Mode Blank: Zero Crossing R: Random-on	Control Voltage 5: 5VDC 12: 12VDC 24: 24VDC	Blank: without socket D: with socket	Customized Code

Note: Part numbers available are listed in the table below.

	2A		3A	
5VDC	KSG240D2-5(D)	KSG240D2R-5(D)	KSG240D3-5(D)	KSG240D3R-5(D)
	KSG380D2-5(D)	KSG380D2R-5(D)	KSG380D3-5(D)	KSG380D3R-5(D)
12VDC	KSG240D2-12(D)	KSG240D2R-12(D)	KSG240D3-12(D)	KSG240D3R-12(D)
	KSG380D2-12(D)	KSG380D2R-12(D)	KSG380D3-12(D)	KSG380D3R-12(D)
24VDC	KSG240D2-24(D)	KSG240D2R-24(D)	KSG240D3-24(D)	KSG240D3R-24(D)
	KSG380D2-24(D)	KSG380D2R-24(D)	KSG380D3-24(D)	KSG380D3R-24(D)

General Specifications

Input Specifications (Ta=25°C)		
Control Voltage Range	5	4-6VDC
	12	9.6-14.4VDC
	24	19.2-28.8VDC
Must Turn-on Voltage	5	4VDC
	12	9.6VDC
	24	19.2VDC
Must Turn-off Voltage	1VDC	
Maximum Input Current	5	25mA (@6VDC)
	12	25mA (@14.4VDC)
	24	25mA (@28.8VDC)

General Specifications

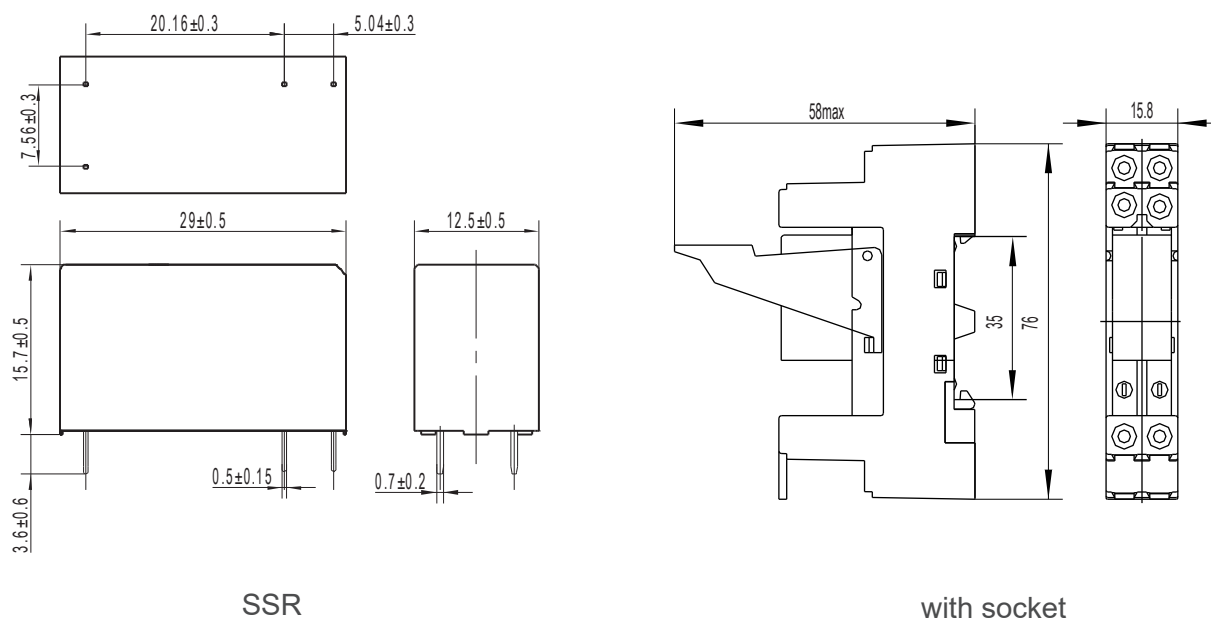
Output Specifications (Ta=25°C)		
Load Voltage Range	240VAC	24-280VAC
	380VAC	24-440VAC
Maximum Transient Overvoltage	240VAC	600Vpk
	380VAC	800Vpk
Load Current Range	2A	0.1-2A
	3A	0.1-3A
Maximum Surge Current (10ms)	2A	80Apk
	3A	120Apk
Maximum Turn-on Time	Random-on	1ms
	Zero Crossing	1/2cycle+1ms
Maximum Turn-off Time	1/2cycle+1ms	
Maximum Off-State Leakage Current@Rated Load Voltage	5mA	
Maximum On-State Voltage Drop@Rated Current	1.5Vrms	
Minimum Off-State dv/dt@Maximum Rated Voltage	200V/μs	
Operational Frequency Range	47-63Hz	
Minimum Power Factor (@ Maximum load)	0.5	

General Specifications (Ta=25°C)		
Dielectric Strength (50/60Hz)	4000Vrms	
Minimum Insulation Resistance (@500VDC)	1000MΩ	
Ambient Temperature Range	-30°C ~ +80°C	
Storage Temperature Range	-30°C ~ +100°C	
Weight (Typical)	without socket	15g
	with socket	50g

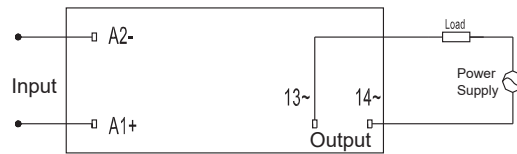
Applications

Suitable for industrial applications such as valve control and motor control, and etc.

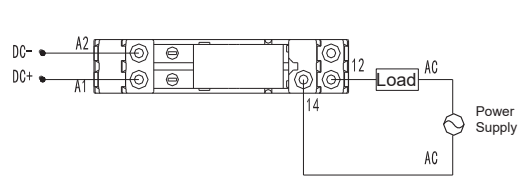
Outline Dimensions



Wiring Diagram

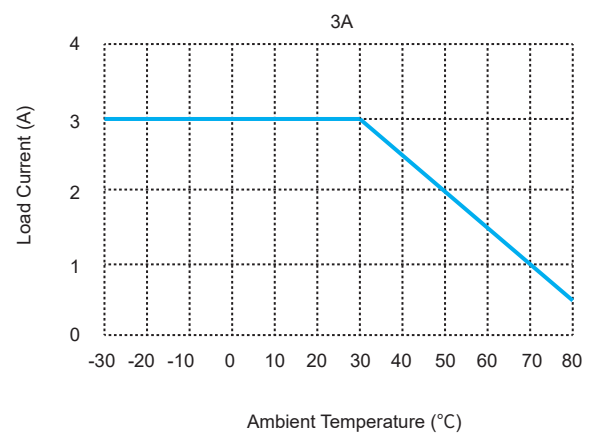
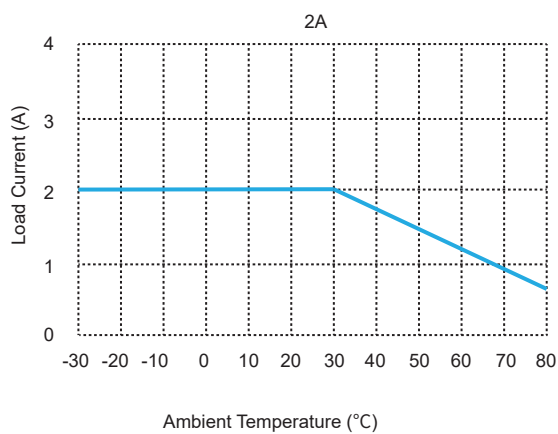


without socket



with socket

Thermal Derating Curve



General Notes

1. Soldering must be finished within 10 seconds at 260°C, or finished within 5 seconds at 350°C. Otherwise it may cause damage to the relay.
2. Terminal polarity must be observed. Otherwise it may cause damage to the relay.
3. When ambient temperature is above 25°C, the maximum load current decreases. See thermal derating curve.